










# Emergency Plug®

Establish Scene Safety. Prevent Unpredictable EV Movement.

## Benefits

-  Prevents an EV from driving away under its own propulsion
-  Gives color feedback indicating that the plug is working and has connection with the EV
-  No contact with high voltage
-  Eliminates or significantly reduces the time spent in a dangerous working environment
-  Universal, fits every socket – worldwide
-  Can be plugged in and unplugged at any time
-  All electric systems stay operational, such as windows, seats and lights



## Plug it Safe: How Does the Emergency Plug Work?

The Emergency Plug® (Plug) has been developed to prevent unpredictable vehicle movement by any Full or Hybrid Electric Vehicles (EVs) in an emergency situation as well as during regular maintenance.

Though every Plug requires different signals, our Plug simulates the different charging protocols of each EV, we are able to guarantee the Plug's suitability for 100% of all EVs that comply with the safety protocols of the UN ECE R100 regulation. By providing continuous visual feedback from the Plug about whether the EV is still able to drive away or not, we can ensure the safety of users throughout the emergency situation or during the entire maintenance procedure, quickly creating and maintaining a safe working environment.

BP816 Emergency Plug

\$925



edarley.com  
ryandarley@darley.com  
612.799.5598



# If It's Blue, It's Safe for You

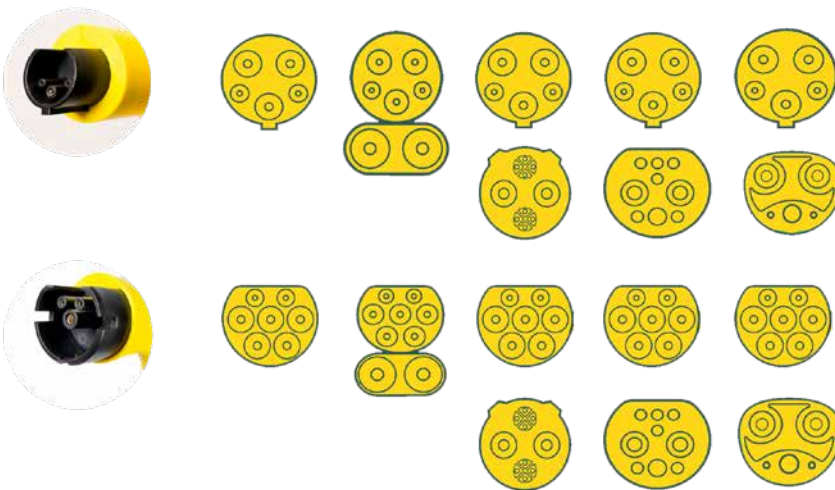
Research shows that unexpected vehicle movement is one of the main dangers when plug-in hybrid or full electric vehicles are involved in an accident.

## Maintenance & Service

Free firmware updates and extra warranty



Featuring a unique 2-sided design, the Emergency Plug is suitable for use on all EVs.



edarley.com  
ryandarley@darley.com  
612.799.5598

## Color Indicators



### Self-Test to Turn Flashing Green

Every time the Plug is switched-on, it carries out a self-test, flashing red, green, blue and yellow to check it is fully working. When the test has been completed, the Plug flashes green constantly and is ready for use.



### Constantly Blue, When Inserted

The Plug is connected to the charging port and has contact with the EV. The EV is in its charging safety mode and cannot be moved under its own propulsion.



### Flashing Green, When Inserted

The Plug is connected to the charging port but has no contact with the EV. The Plug is, therefore, unable to prevent any unpredictable vehicle movement.



### Flashing Yellow, When Inserted

The Plug is connected to the charging port and has limited contact with the EV. The Plug may work, however in order to guarantee 100% functionality, the Plug requires both the PP and the CP signals. Only then will the light be blue.



### Flashing Red, When Inserted

The Plug previously had some or full contact with the EV (is/was either blue or yellow), but now lost contact completely (both the PP and CP signal.)



### Flashing Orange, Briefly

The Plug previously had some or full contact with the EV (is was either blue or yellow), but now lost contact completely (both the PP and CP signal.)



After removing the Plug, you can start the EV by pushing the Start/Stop button and putting the gear back into Drive (D) or Reverse (R).